


This kit is designed by the Mesa Prieta Petroglyph Project for educators and includes numerous educational materials and activities. *Discovering Mesa Prieta* is fit for audiences from 4th grade to adult education.





# INVENTORY OF TRUNK

## Mesa Prieta Petroglyphs

IN      OUT

### Activity Binder

- |                          |                          |   |
|--------------------------|--------------------------|---|
| <input type="checkbox"/> | <input type="checkbox"/> | Librarian Instructions  |
| <input type="checkbox"/> | <input type="checkbox"/> | Educator Introduction Letter  |
| <input type="checkbox"/> | <input type="checkbox"/> | How to Use This Trunk   |
| <input type="checkbox"/> | <input type="checkbox"/> | Inventory Sheet   |
| <input type="checkbox"/> | <input type="checkbox"/> | Book List   |
| <input type="checkbox"/> | <input type="checkbox"/> | A Note Regarding Bilingual Materials in <i>Discovering Mesa Prieta</i>  |
| <input type="checkbox"/> | <input type="checkbox"/> | Mesa Prieta Petroglyph Project Activity Trunk Assessment Form with addressed envelopes  |
| <input type="checkbox"/> | <input type="checkbox"/> | Parent surveys  |
| <input type="checkbox"/> | <input type="checkbox"/> | Bilingual Content   |
| <input type="checkbox"/> | <input type="checkbox"/> | <i>Visit with Respect</i> (DVD)   |
| <input type="checkbox"/> | <input type="checkbox"/> | <i>Mesa Prieta Petroglyph Project – A Project to Protect a Place</i> (DVD)  |
| <input type="checkbox"/> | <input type="checkbox"/> | <i>Discovering Mesa Prieta: The Petroglyphs of Northern New Mexico and the People Who Made Them</i> Teacher's Curriculum – 2014 Edition (spiral-bound book outside of binder) |

### Books

- |                          |                          |   |
|--------------------------|--------------------------|---|
| <input type="checkbox"/> | <input type="checkbox"/> | <i>101 Questions About Ancient Indians of the Southwest</i> by David Grant Noble  |
| <input type="checkbox"/> | <input type="checkbox"/> | <i>Abuela's Weave</i> by Omar S. Castañeda  |
| <input type="checkbox"/> | <input type="checkbox"/> | <i>The Big Spanish Heritage Activity Book: Hispanic Settlers in the Southwest</i> by Walter D. Yoder  |
| <input type="checkbox"/> | <input type="checkbox"/> | <i>The Camino Real, The King's Road Activity Book: Spanish Settlers in the Southwest</i> by Walter D. Yoder   |
| <input type="checkbox"/> | <input type="checkbox"/> | <i>Carlos and the Cornfield</i> by Jan Romero Stevens   |
| <input type="checkbox"/> | <input type="checkbox"/> | <i>Charlie Needs a Cloak</i> by Tomie dePaola   |
| <input type="checkbox"/> | <input type="checkbox"/> | <i>A Coloring Book of Prehistoric Mammals on the Rise in the Southwest</i> by Jennifer O. Dewey and Lucy Lyon   |
| <input type="checkbox"/> | <input type="checkbox"/> | <i>A Coloring Book of Prehistoric Swimmers &amp; Fliers of the Southwest</i> by Jennifer O. Dewey and Lucy Lyon   |
| <input type="checkbox"/> | <input type="checkbox"/> | <i>In My Mother's House</i> by Ann Nolan Clark  |
| <input type="checkbox"/> | <input type="checkbox"/> | <i>Intrigue of the Past: A Teacher's Activity Guide for Fourth through Seventh Grades</i> by Shelley J. Smith, Jeanne M. Moe, Kelly A. Letts and Danielle M. Paterson |
| <input type="checkbox"/> | <input type="checkbox"/> | <i>José's Buffalo Hunt: A Story from History</i> by Marc Simmons  |
| <input type="checkbox"/> | <input type="checkbox"/> | <i>Keepers of the Earth: Native American Stories and Environmental Activities for Children</i> by Michael J. Caduto and Joseph Bruchac                                |
| <input type="checkbox"/> | <input type="checkbox"/> | <i>Little Juan Learns a Lesson. El Pequeño Juan Aprende una Lección</i> by Joseph J. Ruiz and A. Samuel Adelo   |
| <input type="checkbox"/> | <input type="checkbox"/> | <i>La Llorona, The Weeping Woman: An Hispanic Legend Told in Spanish &amp; English</i> by Joe Hayes   |

<input type="checkbox"/>	<input type="checkbox"/>	<i>Niñez: Spanish Songs, Games and Stories of Childhood</i> by Virginia Nylander Ebinger
<input type="checkbox"/>	<input type="checkbox"/>	<i>Old Father Story Teller</i> by Pablita Velarde
<input type="checkbox"/>	<input type="checkbox"/>	<i>¡Pío Peep! Traditional Spanish Nursery Rhymes</i> by Alma Flor Ada and F. Isabel Campoy
<input type="checkbox"/>	<input type="checkbox"/>	<i>The Santero's Miracle, a Bilingual Story</i> by Rudolfo Anaya and Enrique Lamadrid
<input type="checkbox"/>	<input type="checkbox"/>	<i>Treasures from the Loom</i> by Katacha Díaz

<u>Activity Materials</u>		<u>Unit</u>
<input type="checkbox"/>	<input type="checkbox"/>	15 Basalt rocks ..... 2
<input type="checkbox"/>	<input type="checkbox"/>	1 bag of sediment..... 2
<input type="checkbox"/>	<input type="checkbox"/>	1 volcano model ..... 2
<input type="checkbox"/>	<input type="checkbox"/>	1 poster - Volcano Types of New Mexico (poster tube) ..... 2
<input type="checkbox"/>	<input type="checkbox"/>	1 poster - New Mexico: Land of Volcanoes (poster tube) ..... 2
<input type="checkbox"/>	<input type="checkbox"/>	1 poster - Earthquakes in Northern New Mexico (poster tube)..... 2
<input type="checkbox"/>	<input type="checkbox"/>	1 timeline roller ..... 3
<input type="checkbox"/>	<input type="checkbox"/>	1 painted rock “pictograph” (fragile drawer) ..... 5
<input type="checkbox"/>	<input type="checkbox"/>	25 balls of modeling clay (paints and clay drawer) ..... 5
<input type="checkbox"/>	<input type="checkbox"/>	1 bag of sunflower seeds ..... 6
<input type="checkbox"/>	<input type="checkbox"/>	1 set of faux pottery shards (fragile drawer) ..... 12
<input type="checkbox"/>	<input type="checkbox"/>	1 cob of Indian corn ..... 14
<input type="checkbox"/>	<input type="checkbox"/>	1 bag of corn kernels, 1 bag of pinto beans, and 1 bag of Anasazi beans (bundled together in one bag) ..... 14
<input type="checkbox"/>	<input type="checkbox"/>	4 turkey feathers (top drawer) ..... 14
<input type="checkbox"/>	<input type="checkbox"/>	1 horseshoe (top drawer) ..... 15
<input type="checkbox"/>	<input type="checkbox"/>	1 bag of Historic Period glass shards (fragile drawer) ..... 15
<input type="checkbox"/>	<input type="checkbox"/>	1 bag of grains, 1 bag of legumes, and 1 bag of panocha flour (bundled together in one bag) ..... 15
<input type="checkbox"/>	<input type="checkbox"/>	1 wheat head (poster tube) ..... 15
<input type="checkbox"/>	<input type="checkbox"/>	1 bag of netting for sprouting jars ..... 15
<input type="checkbox"/>	<input type="checkbox"/>	1 simple loom ..... 15
<input type="checkbox"/>	<input type="checkbox"/>	1 small woven rug, 1 bag of wool, 1 bag of yarn, and 1 bag of dying materials (bundled together in one bag) ..... 15
<input type="checkbox"/>	<input type="checkbox"/>	1 bag of remedies and Yerba Buena ..... 15
<input type="checkbox"/>	<input type="checkbox"/>	2 miniature adobe brick making forms ..... 15
<input type="checkbox"/>	<input type="checkbox"/>	4 magnifying loupes (top drawer)
<input type="checkbox"/>	<input type="checkbox"/>	2 paint sets and brushes (paint and clay drawer)
<input type="checkbox"/>	<input type="checkbox"/>	1 tin of Prisma colored pencils

<u>Laminated Pictures and Documents (15 envelopes)</u>		<u>Unit(s)</u>
<input type="checkbox"/>	<input type="checkbox"/>	6 geology resource pictures – volcanoes and Mesa Prieta ..... 2
<input type="checkbox"/>	<input type="checkbox"/>	32 Earth History Timeline cards ..... 3
<input type="checkbox"/>	<input type="checkbox"/>	5 northern New Mexico maps ..... 4, 12, 13
<input type="checkbox"/>	<input type="checkbox"/>	32 petroglyph photos ..... 5, 6, 9, 10
<input type="checkbox"/>	<input type="checkbox"/>	1 “The Cliff Dwellers” painting ..... 5, 6, 9, 10
<input type="checkbox"/>	<input type="checkbox"/>	1 Atlatl Thrower ..... 5, 6, 9, 10
<input type="checkbox"/>	<input type="checkbox"/>	6 pictograph photos ..... 5
<input type="checkbox"/>	<input type="checkbox"/>	1 Eight Northern Pueblos booklet ..... 12

☐	☐	7 miscellaneous pamphlets .....	12
☐	☐	13 Mesa Prieta Historic Petroglyph photos .....	13
☐	☐	1 Old Spanish Trail Map .....	13
☐	☐	3 laminated pages of Historic Period Timeline .....	13
☐	☐	1 package of Upper Elementary Timeline event cards .....	13
☐	☐	5 El Camino Real brochures .....	13
☐	☐	5 New Mexico Transportation Maps .....	13
☐	☐	1 laminated article, <i>The First Thanksgiving – a Pueblo Perspective</i> .....	13, 15
☐	☐	7 historic artifact photos .....	13, 15
☐	☐	1 laminated photo – gravel mulch field .....	14
☐	☐	1 laminated picture – Poshuinge: Reconstruction (oversize, loose in bin) .....	14
☐	☐	4 photos – Visit to a Hispano Village: Chapter 1, El Pueblo.....	15
☐	☐	5 photos – Visit to a Hispano Village: Chapter 2, Casas y Comidas .....	15
☐	☐	1 interview – Visit to a Hispano Village: Chapter 3, La Iglesia .....	15
☐	☐	6 photos – Visit to a Hispano Village: Chapter 3, La Iglesia .....	15
☐	☐	1 interview – Visit to a Hispano Village: Chapter 4, El Tejador .....	15
☐	☐	6 photos – Visit to a Hispano Village: Chapter 4, El Tejador .....	15
☐	☐	11 photos – Visit to a Hispano Village: Chapter 5, Agriculture/Farming .....	15
☐	☐	1 interview – Visit to a Hispano Village: Chapter 7, Niñez .....	15
☐	☐	3 photos – Visit to a Hispano Village: Chapter 7, Niñez .....	15
☐	☐	9 dilemma cards .....	17



**To Be Provided by Borrowing Library\***

Yerba Buena (suggested to buy fresh for tea making)

Grain Grinder

Frying pan, griddle, or comal

Cooking pot

Strainer

Wood carder

Plastic buckets

Small shovels or trowels, hoes

Small boards or pieces of wood

Measuring cup

Knife, cutting board

Jars for sprouting seeds

Adobe mix or dirt and straw

Small paper plates

Rubber bands

Fabrics of various materials

Garlic, chile powder

\* These materials are optional but may be suggested for some activities.

Checked by \_\_\_\_\_ Date \_\_\_\_\_

Checked by \_\_\_\_\_ Date \_\_\_\_\_



## MESA PRIETA PETROGLYPH PROJECT

PO Box 407 Velarde NM 87582

Dear Educators,

We welcome you to explore with your students, the petroglyphs of Mesa Prieta and the fascinating stories they tell us about the peoples who have been living in this part of the earth, over thousands of years. You will find in this trunk, a rich collection of hands on materials, which can bring to life the activities and readings described in *Discovering Mesa Prieta*, the accompanying curriculum guide.

In this binder, we have provided an annotated list of all the items in the trunk, indicating the particular unit (s) to which they correspond. There is also a small library of books and DVD's focused on our local cultural history. A copy of the curriculum guide is included, if you have interest the guide is also available as a download free of charge through our website (listed below).

Please know that the Wells Petroglyph Preserve invites all educational groups to tour the Preserve for no fee. The highlight of these lessons would be a guided tour of the Preserve. Tours can be scheduled by going to our website and clicking on "Visit the Wells Petroglyph Preserve", then on "Tours for Educational Organizations". If you are unable to arrange a fieldtrip to the Preserve, we would be happy to arrange a visit from one of our educators for a guided activity and/or presentation.


Educators are welcome to attend our annual teacher training which usually takes place in September of each year. The exact dates will be announced in our Educators Newsletter, which you can sign up for at our website.

The staff here at the Mesa Prieta Project is available to help you, if you would like guidance from us, or if you have questions. Please feel free to contact us by email or by phone.

Enjoy your adventures on the Mesa Prieta journey!

Esta D. Gutierrez  
Education Coordinator  
Mesa Prieta Petroglyph Project

[www.mesaprietapetroglyphs.org](http://www.mesaprietapetroglyphs.org)



## MESA PRIETA PETROGLYPH PROJECT

PO Box 407, Velarde, New Mexico 87582

### How to Use This Trunk

Hello Educator,

Activities within this trunk accompany the curriculum guide titled, *Discovering Mesa Prieta*. You will find a copy of the guide inside the trunk. The materials for the activities have been labeled according to what unit they are described in (Ex. Unit 2, Unit 15, etc.,).

You can find a complete list of materials contained in the trunk on the following inventory pages for cross-reference.


Keep in mind that some activities may require extra materials not in the trunk (such as water, buckets, plaster, etc.,). Some of these items are also listed on the inventory page under – Useful Items Not Included. We recommend checking the unit description to insure extra items are not needed.

In addition – there are some activities within the guide that we have not provided materials for. An example might be making your own petroglyph (plaster, a mold, and ink would be needed). We have included as much as possible – but there are other fun activities and we encourage you to give them a try!

Once you have used this trunk with your students – please consider filling out a survey and mailing it back to us. We value your feedback!

Thank you for using the material in this trunk that is dedicated to the history and culture of New Mexico and its people.

- The Mesa Prieta Petroglyph Project



## MESA PRIETA PETROGLYPH PROJECT

PO Box 407, Velarde, New Mexico 87582

### A Note Regarding Bilingual Materials in *Discovering Mesa Prieta*

*Discovering Mesa Prieta* contains Spanish translations for almost all student materials, i.e. information sheets, vocabulary lists, worksheets. Within this binder are translations of reading material added since the last publication of the curriculum guide. These translations are for units 2, 3, 5, 12, 14, 15. We hope these materials will be useful to you in your work with native Spanish speakers and students studying Spanish.